

1 Go to <http://portal.office.com>



Sign in

Email, phone, or Skype

No account? [Create one!](#)

[Can't access your account?](#)

[Sign-in options](#)

Next

UNICloud STS

Sign in with your organizational account

Sign in

2 Use your student email & password



Sign in

123456789@uni.lu

No account? [Create one!](#)

[Can't access your account?](#)

[Sign-in options](#)

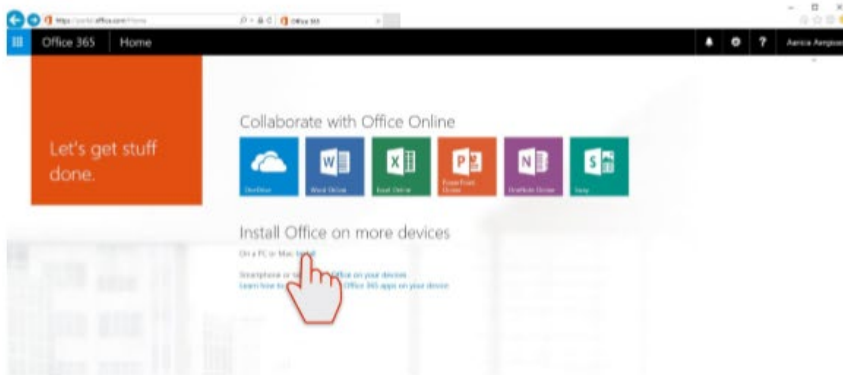
Next

STEP 1: Connect to <https://portal.office.com> using the username:

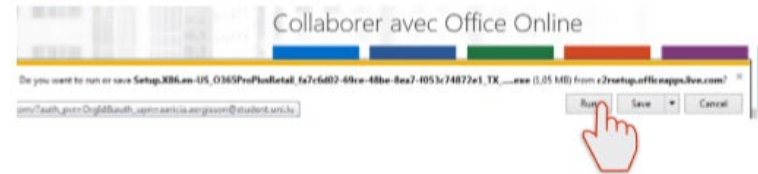
→ Student_ID@uni.lu (ex. 123456789@uni.lu) + your password

STEP 2: You will be redirected to another page: <https://stscloud.uni.lu/adfs/ls/> where you should re-enter your username but in the form of UNI\Student ID.

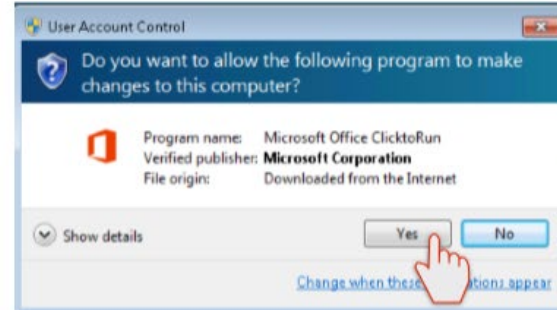
3 Click on *Install*




4 Click on *Run*




5 Click on *Yes*



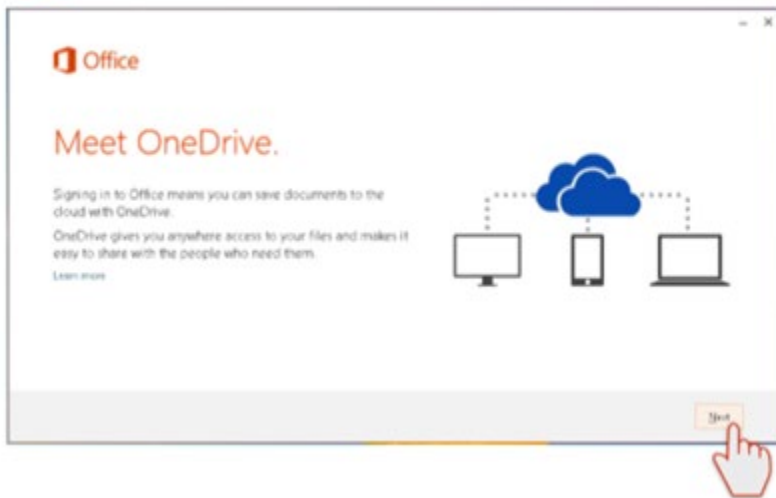
6 Wait a moment...



...and click on *next*



7 Click on *next*



8 Select a background and click on *next*

