

A photograph of a modern, multi-story building with a white, grid-like facade. The building has many windows and balconies. In the foreground, there is a white, circular canopy supported by black poles. To the right, a black vertical sign reads "MAISON DU SAVOIR".

University of Luxembourg

# Key Performance Indicators 2018

*Solicited under the "Contrat d'Etablissement Pluriannuel entre l'Etat et l'Université du Luxembourg 2018-2021"*



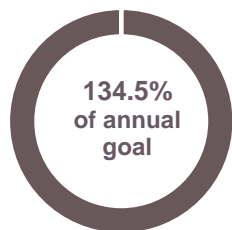
UNIVERSITÉ DU  
LUXEMBOURG

<b><u>Progress to 2018-2021 Goals – Overview</u></b>	<b>3</b>
<b><u>Research and Development Indicators</u></b>	<b>4</b>
Publication intensity .....	5
First quartile publications .....	6
Top 10% publications .....	7
Joint publications with other Luxembourg research institutions .....	8
New ERC grants .....	9
Ph.D. degrees awarded .....	10
Patents filed .....	11
PPP-funded doctoral candidates and postdoctoral researchers .....	12
<b><u>Financial Indicators</u></b>	<b>13</b>
Competitive funding .....	
National .....	14
International .....	15
Collaborative funding .....	16
<b><u>Other Indicators</u></b>	<b>17</b>
Mobility ECTS .....	18
Accreditation .....	19
Female full professors .....	20

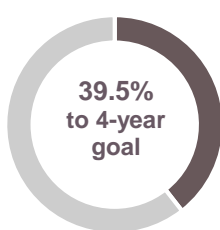
# Progress to 2018-2021 Goals

## Overview 2018

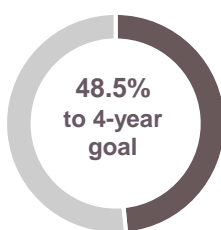
Publication intensity



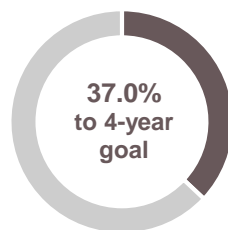
First quartile publications



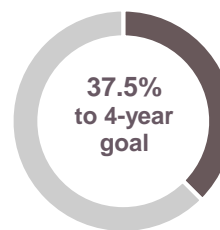
Top 10% publications



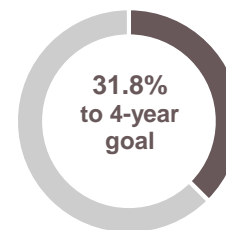
Joint publications with other LIs



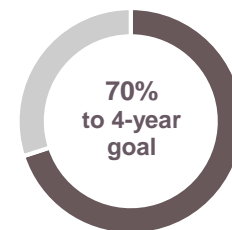
New ERC grants



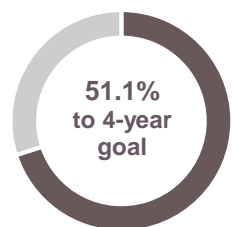
Ph.D. degrees awarded



Patents submitted



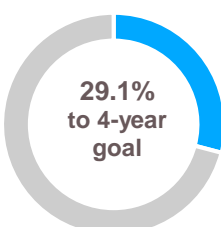
PPP-funded doctoral candidates and postdoctoral researchers



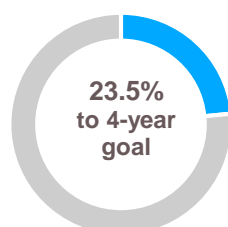
Competitive funding - National



Competitive funding - International (H2020 / FP9)



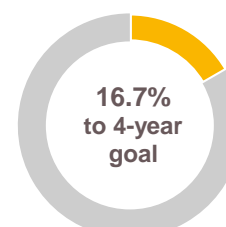
Collaborative funding



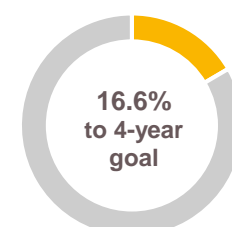
Mobility ECTS



Accreditation



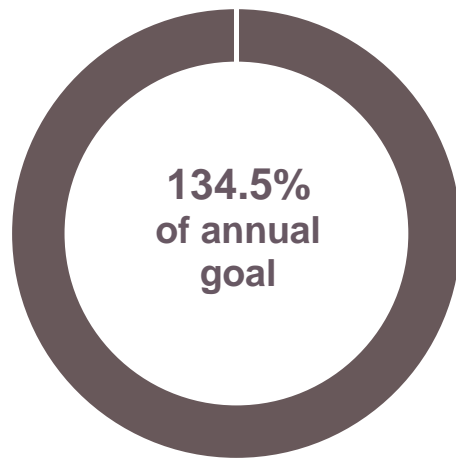
Female full professors



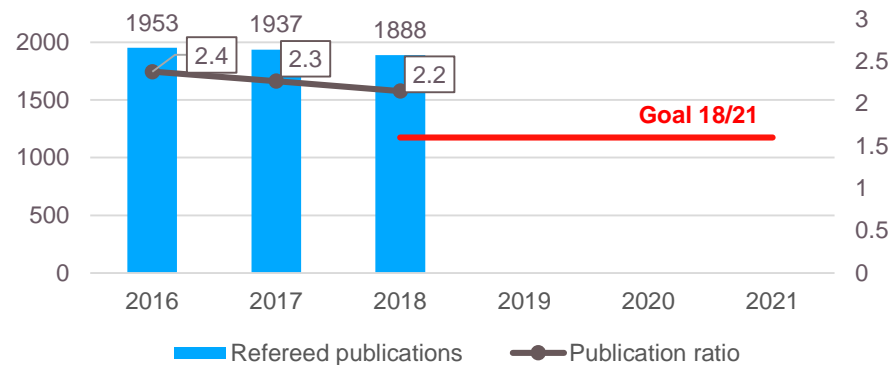
# Research and Development Indicators

**Intensité de publication:** *nombre de publications scientifiques à comité de lecture scientifique par chercheur par année*

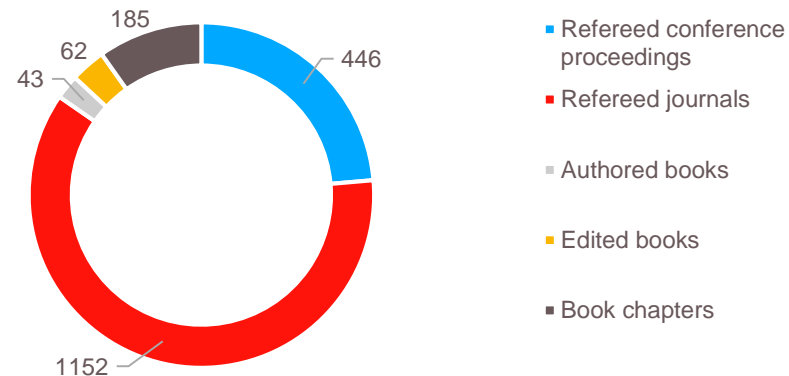
**Goal 18/21**  
**1.6 annually**



**Number of publications in 2018 and number of publications by researcher versus contractual goal**

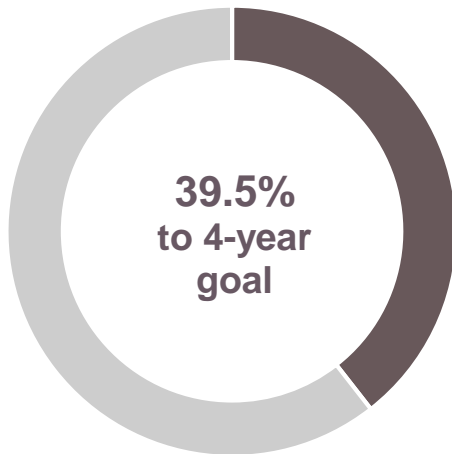


**Number of publications in 2018, by type of publication**

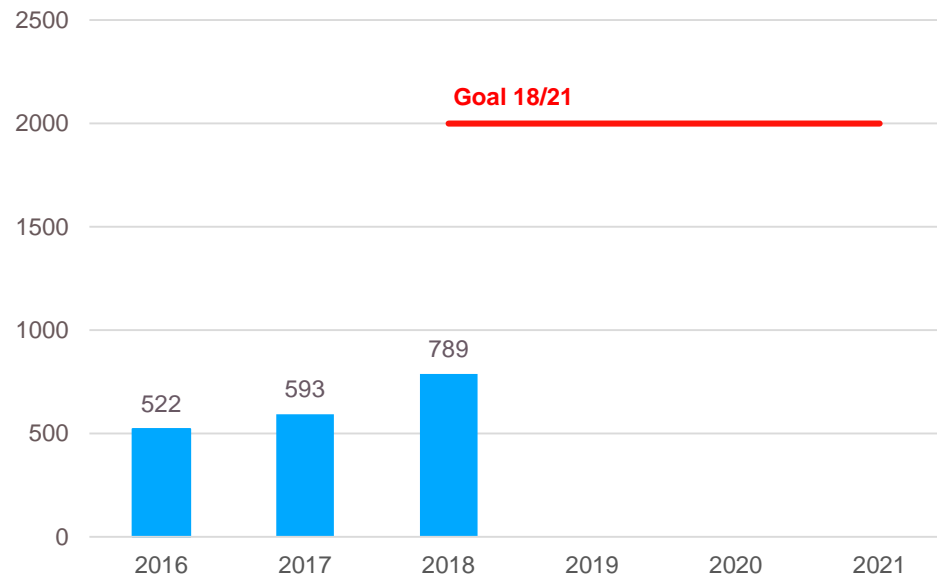


**Premier quartile Q1** : *nombre d'articles scientifiques publiés dans des revues de premier quartile, basé sur le facteur d'impact normalisé du champ*

**Goal 18/21  
2000**

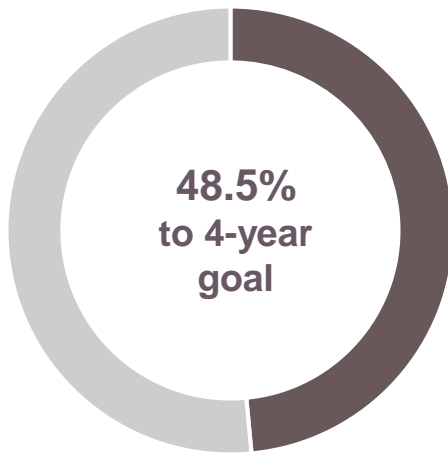


Number of first quartile, Q1, peer-reviewed publications by year versus contractual goal

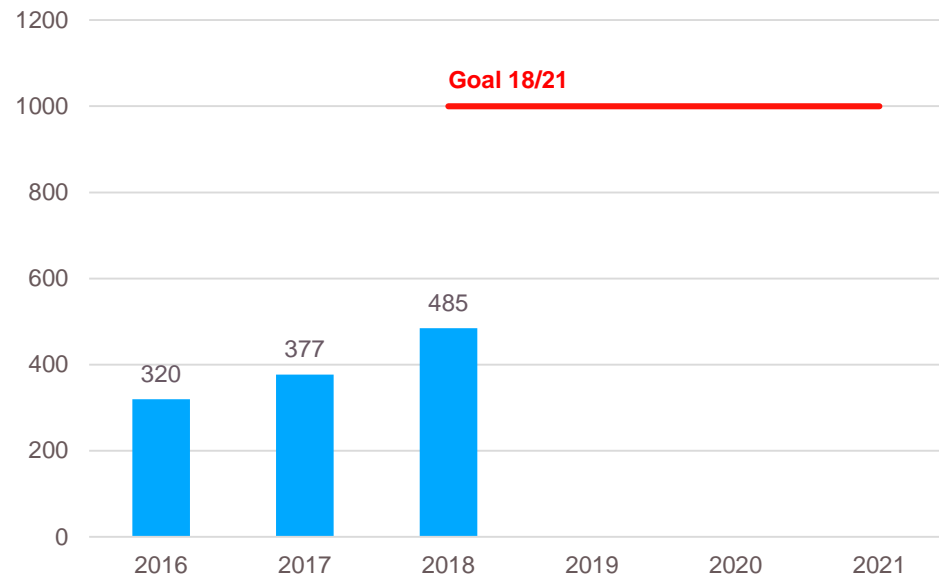


**Top 10%:** nombre d'articles scientifiques publiés dans des revues classées dans le top 10%, basé sur le facteur d'impact normalisé du champ

**Goal 18/21**  
**1000**

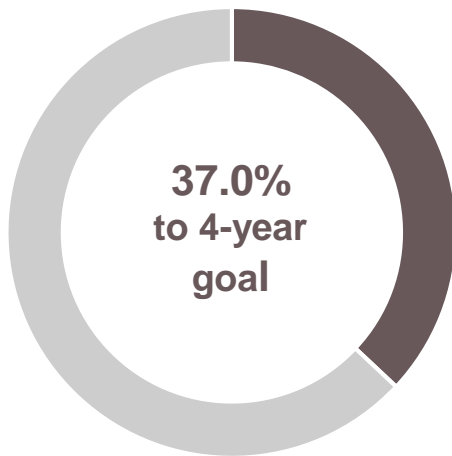


Number of top 10% peer-reviewed publications by year versus contractual goal

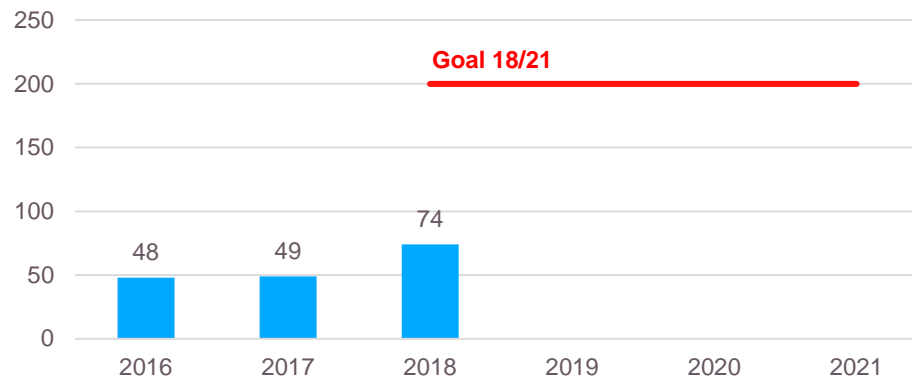


**Publications conjointes** : nombre de publications scientifiques [...] conjointes entre au moins un auteur de l'Université et [...] un auteur d'une ou plusieurs institutions de recherche luxembourgeoises

**Goal 18/21**  
**200**



Number of joint peer-reviewed publications by year versus contractual goal



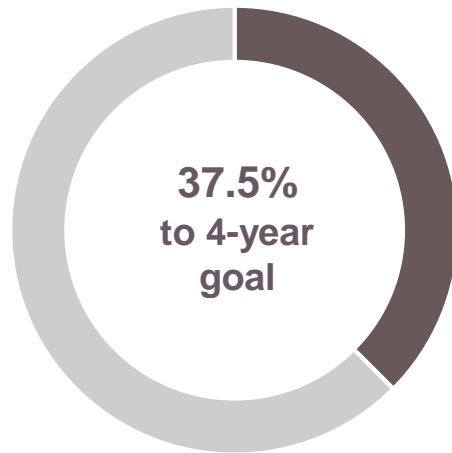
Joint publications observed with:





**Bourses ERC** : *nombre de nouvelles bourses du Conseil européen de la Recherche (ERC)*

**Goal 18/21**  
**8**



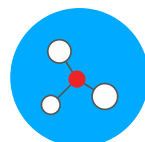
List of research projects awarded an ERC grant, by researcher name and grant type

Researcher name	Grant type	Project
Coron, Jean-Sebastien	Advanced	CLOUDMAP: Cloud Computing via Homomorphic Encryption and Multilinear Maps
Brida, Daniele	Consolidator	Ultrafast Tunneling Microscopy by Optical Field Control of Quantum Currents – UpTEMPO
Leist, Anja	Starting	Cognitive Aging: From Educational Opportunities to Individual Risk Profiles - CRISP


Research projects by theme/pillar



Computer Science & ICT Security



Materials Science



Health and Systems Biomedicine



???



???



???



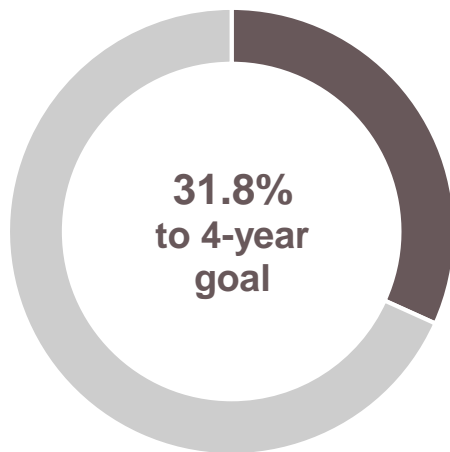
???



???

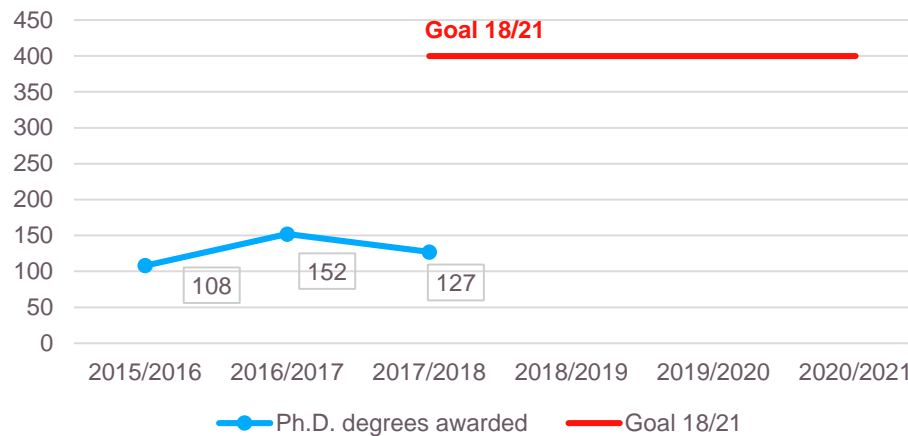
Thèses soutenues : *nombre de thèses soutenues*

**Goal 18/21**  
**400**



**821**  
total PhD registrations in winter term 2018/19 (of which 94 contracted with Luxembourgish research institutions)

Number of Ph.D. degrees awarded versus contractual goal



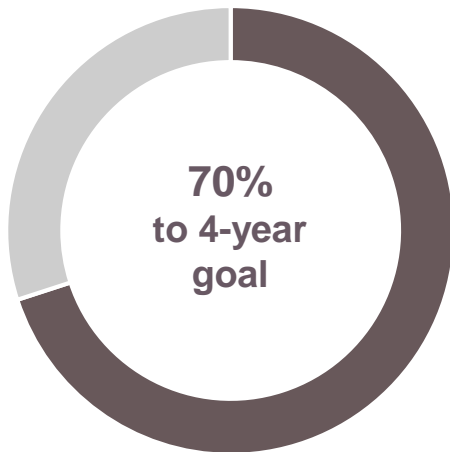
Number of Ph.D. degrees awarded by discipline as defined under the Frascati manual\*

	Total	Natural sciences	Engineering and technology	Medical and health sciences	Social sciences	Humanities and the arts
2016/2017	152	13	51	22	53	13
2017/2018	127	26	40	18	33	10

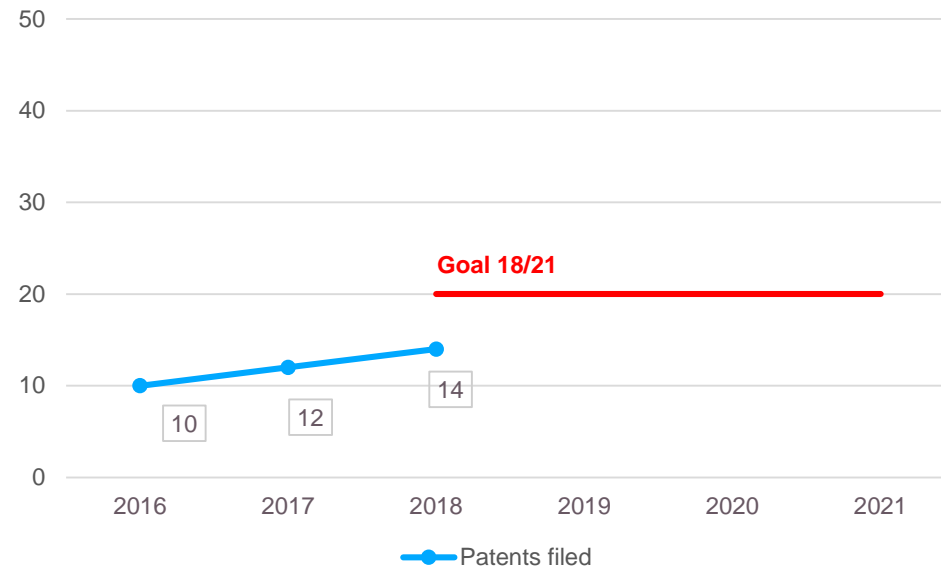
\* 0 observations for Agricultural and veterinary sciences and as such left out from the table.

Brevets soumis : *Nombre de brevets soumis OLB ou OEB ou OAB*

**Goal 18/21**  
**20**



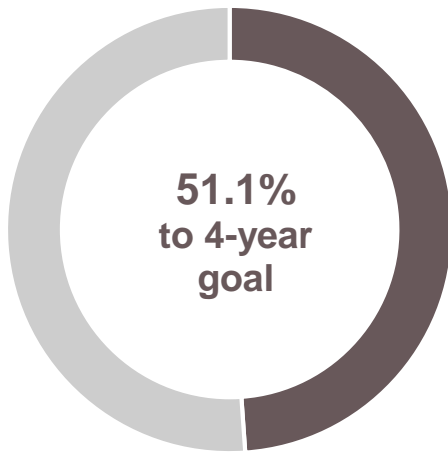
Total number of patents filed, per year and cumulative, versus contractual goal



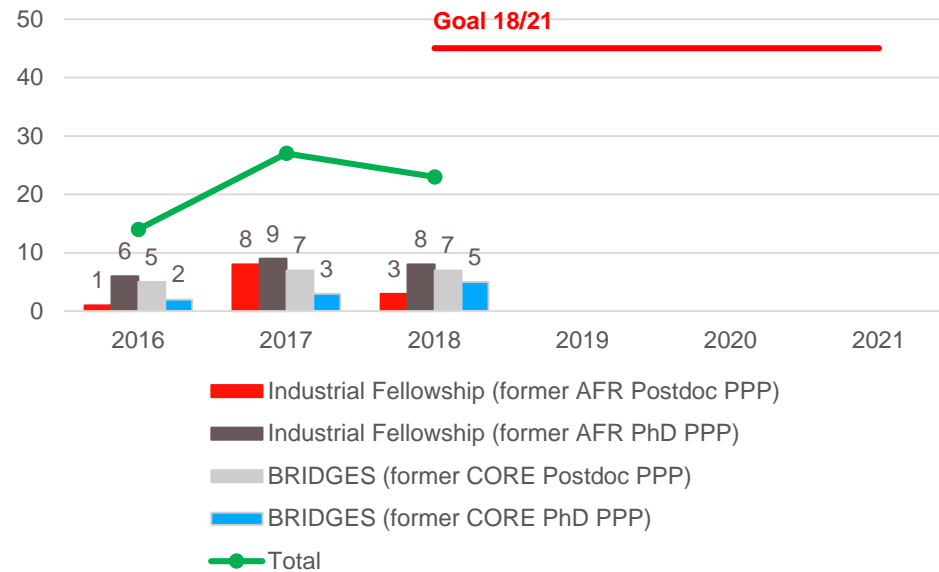
# PPP-funded doctoral candidates and postdoctoral researchers

**Partenariats** : nombre de doctorants et post-doctorants en PPP (Industrial Fellowships, BRIDGES) nouvellement acquis

**Goal 18/21**  
**45**



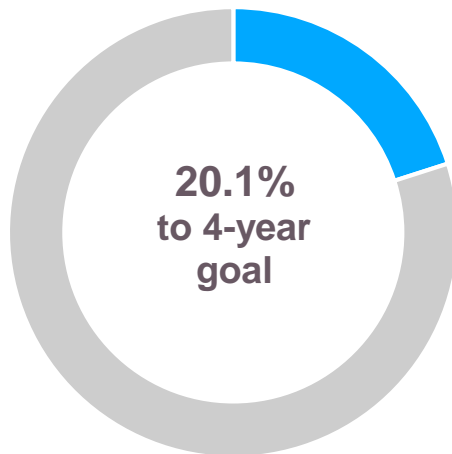
Total number of PPP positions, per year and type of fellowship, versus contractual goal



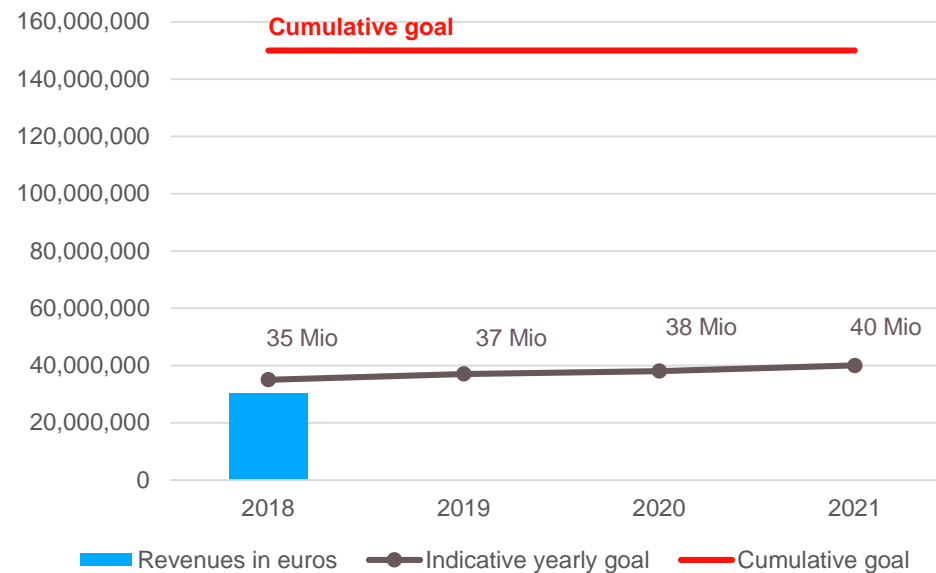
# Financial Indicators

## Financement compétitif national (en millions d'euro)

Goal 18/21  
150

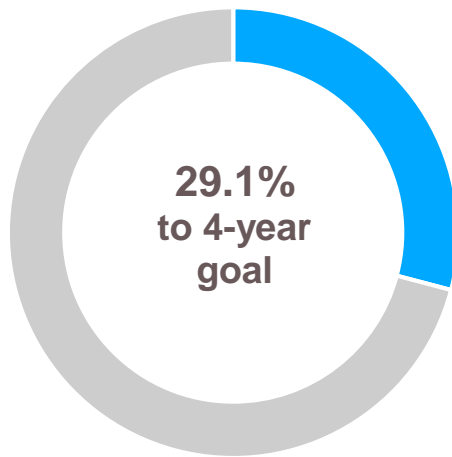


Total revenues (in euros) from national competitive funding sources by year versus contractual goals



## Financement compétitif international (en millions d'euro)

Goal 18/21  
25



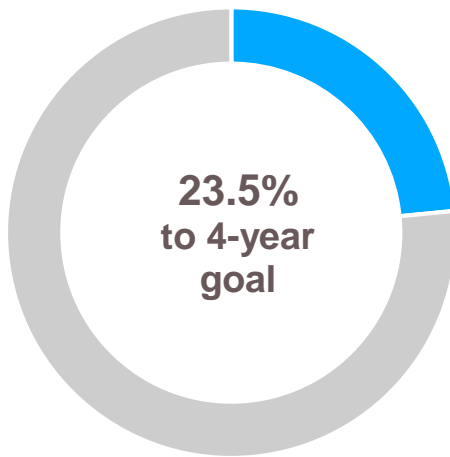
Total revenues (in euros) from international competitive funding sources by year versus contractual goals



\*Of which 97,090 euros from the FNRS (Belgique) and EU Research fund for Coal and Steel. All other funds from the H2020 or FP7.

## Financement collaboratif (en millions d'euro)

Goal 18/21  
68



Total revenues (in euros) from collaborative funding sources by year versus contractual goals





# Other Indicators

**Moyenne de crédits ECTS** validés comme crédits obtenus pendant le parcours de mobilité [...] par les étudiants inscrits dans les programmes d'études menant au grade de bachelor pendant leur semestre de mobilité

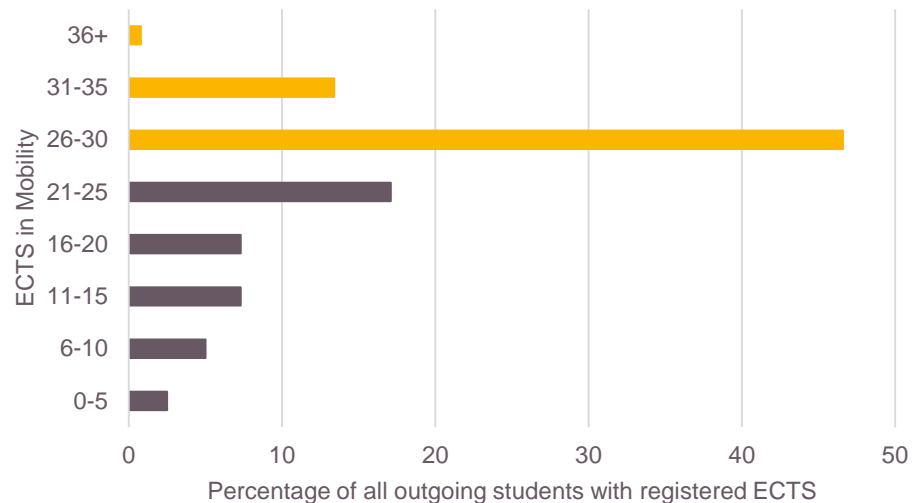
**Goal 18/21**  
**25**



**25.09 ECTS**

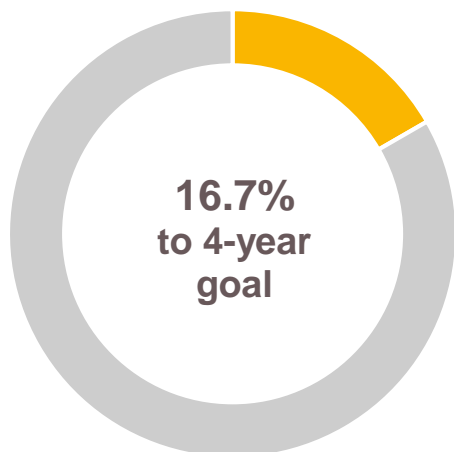
Average number of credits registered for outgoing students in academic year 17/18

Distribution of outgoing students by number of ECTS registered during a mobility semester in academic year 2017/2018



**Accréditation** par une agence inscrite à l'EQAR ou par AACSB, EQUIS, AMBA  
d'un [...] bachelor et d'un [...] master par faculté

**Goal 18/21**  
**6**



## Number of accredited programmes by faculty and degree level

	Bachelor programmes	Master programmes
FSTC	0	0
FDEF	0	5
FLSHASE	0	0
<b>TOTAL</b>	<b>0</b>	<b>5</b>

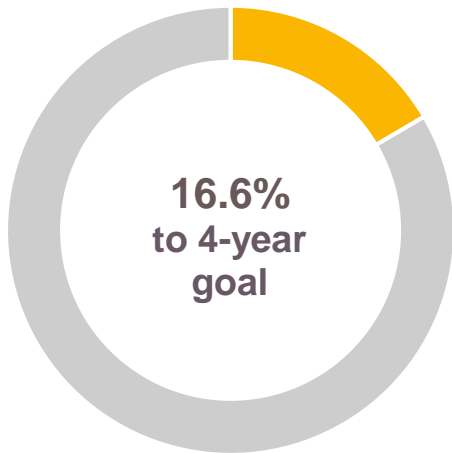
## List of accredited study programmes by agency and end year validity\*

Faculty	Study programme	Agency	Status	End year validity
FDEF	MSc in Finance and Economics	FIBAA	Accredited	Winter semester 2020/2021
FDEF	MSc in Quantitative Economics and Finance	FIBAA	Accredited	Winter semester 2020/2021
FDEF	Master in Entrepreneurship and Innovation	FIBAA	Accredited	Winter semester 2020/2021
FDEF	Master in Accounting and Audit	FIBAA	Accredited	Winter semester 2020/2021
FDEF	Master in Wealth Management	FIBAA	Accredited	Winter semester 2020/2021

\* A contract was signed with FIBAA last autumn for the accreditation of six masters programmes in law at the Faculty of Law, Economics and Finance. Submissions for the process will be made in second half 2019.

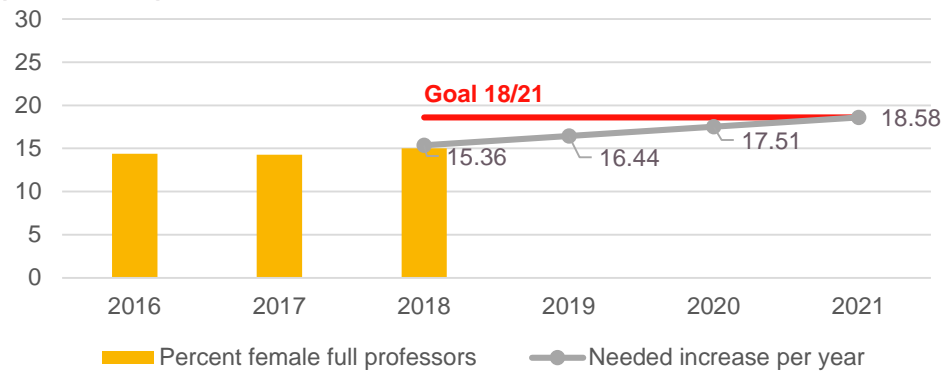
Augmentation de 30% (par rapport à la situation au 31 décembre 2017) de la proportion des femmes professeurs ordinaires [...] au nombre total de professeurs ordinaires

**Goal 18/21**  
**30% increase**



**5.0% increase**  
between 31.12.2017 and 31.12.2018

Share of female full professors among all full professors, as percentage (headcount)



Total arrivals/departures of full professors in 2018 by gender

	Arrival*	Departure
Female	2	0
Male	8	3

\* Also includes promotions through the former "nomination par appel" for internal candidates